

WASHBASIN, VANITY WASHBASIN, WASHBASINS, VANITY WASHBASINS ARCHITECTURA

PRODUCT INFORMATION

1 . POSITION



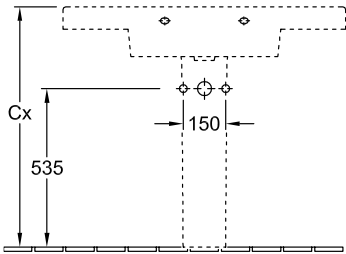
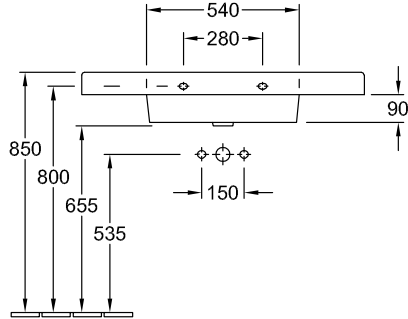
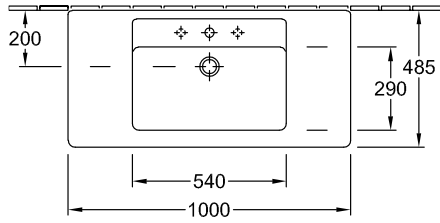
Model	611610
Width	1000 mm
Depth	485 mm
Weight	30,2 kg
Description	previously Omnia Architectura Sanitary porcelain Also available in CeramicPlus wall fixation
Tap fitting / Tap hole remark	suitable for 3-hole tap fittings, central tap hole punched out
Overflow remark	with overflow
Material	Sanitary porcelain
Specification texts	Architectura; Vanity washbasin; previously Omnia Architectura; Sanitary porcelain; Size: 1000 x 485 mm; Angular; suitable for 3-hole tap fittings, central tap hole punched out; with overflow; wall fixation

COLOURS

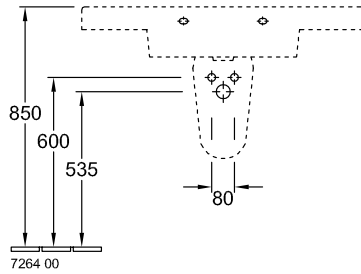
White Alpin	61161001	4022693626103
White Alpin CeramicPlus	611610R1	4022693631428

TECHNICAL DRAWINGS

611610



7250 50
Position pedestal to determine Cx



7264 00